



MELT PRESSURE TRANSDUCERS PRECISE TO WITHIN **0.5%** OF FULL SCALE OUTPUT

6-pin connector version

MODEL 0110



MODEL 0110

The 0110 converts applied pressure at the point of measurement to a proportional voltage output signal using well established bonded strain gage design principals. The small capillary tube filled with a special medium isolates the strain gage and electronics from potential thermal damage. The rigid stem makes installation fast and easy.

FEATURES

These melt pressure transducers are specifically designed for accuracy, stability and repeatability. They give a 0.5% combined error, performance that equals or exceeds any other strain gage melt pressure transducer on the market today.

- Fully interchangeable with all existing strain gage melt pressure transducers
- Better than 0.5% combined error
- Fluid filled system for temperature stability
- 80% output signal for easy calibration
- Compatible with all strain gage signal conditioning and readout instrumentation
- Armoloy coated diaphragm
- Other diaphragms available

MODEL 0111



MODEL 0111

The 0111 offers all the advantages of Model 0110, but incorporates an 18-inch flexible capillary tubing with a stainless steel armored jacket between the strain gage housing and the stem.

These transducers are designed for applications requiring further thermal isolation or where installation would be otherwise difficult or impractical.

MODEL 0112



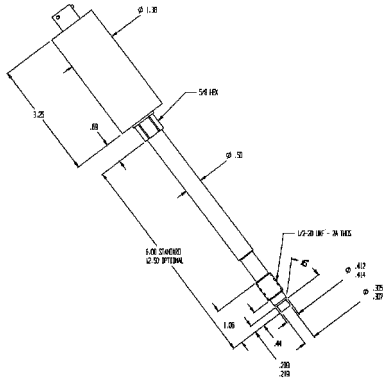
MODEL 0112

The 0112 provides simultaneous measurement of pressure and temperature at a single point.

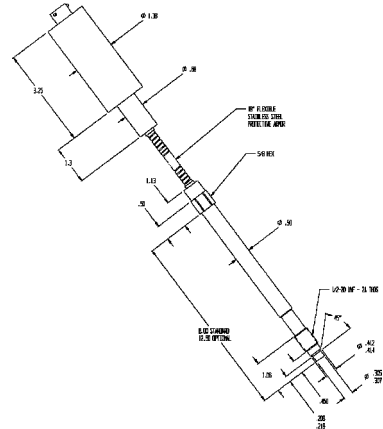
Only one mounting hole is required for installation. The thermocouple or optional RTD is protected from process hazards and can be replaced without interrupting the pressure signal. Pressure performance is identical to Models 0110 and 0111.



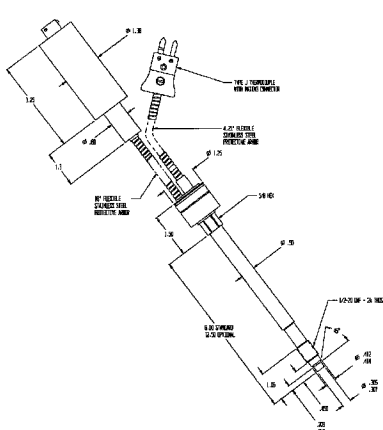
MODEL 0110



MODEL 0111



MODEL 0112



DEVICE SPECIFICATIONS

MECHANICAL RANGES

PSIG	BAR	PSIG	BAR	PSIG	BAR
0-1,000	0-70	0-3,000	0-200	0-10,000	0-700
0-1,500	0-100	0-5,000	0-350	0-15,000	0-1,000
		0-7,500	0-500	0-20,000	0-1,400

Combined Error/Error Band $\pm 0.5\%$ of full scale output
 $\pm 1.0\%$ of full scale output for ranges 0-1000 PSIG and below

Repeatability $\pm 0.1\%$ of full scale output

Hysteresis 0.1% of full scale output

Overload Capability For ranges up to 20,000 PSIG: 2 times full scale output
 For ranges of 20,000 PSIG and above: 1.5 times full scale output

Mounting Torque 500 inch-pounds maximum (120 inch-pound recommended)

Diaphragm Material 15-5PH stainless steel (Armoly coated)

ELECTRICAL

Measuring Element Strain gage Wheatstone bridge

Element Resistance 350 ohm $\pm 10\%$

Excitation Voltage 6-12 Volts DC (10 Volts recommended)

Sensitivity 3.33 millivolts/volt $\pm 2\%$

Zero Balance $\pm 5.0\%$ full scale output

Internal Resistance Calibration Produces a precise electrical signal which is 80% of full scale output within $\pm 0.25\%$ (factory adjusted)

TEMPERATURE ON STRAIN GAGE HOUSING

Maximum Temperature 160°F or 70°C

Zero Shift 1.0%/100°F or 2.0%/100°C

Sensitivity Shift 0.5%/100°F or 1.0%/100°C

TEMPERATURE ON DIAPHRAGM

Maximum Temperature 750°F or 400°C

Zero Shift 15 PSIG/100°F or 27 PSIG/100°C

CONNECTIONS

Mounting 1/2-20 UNF thread (standard) M18x1.5 (also available)

Electrical 6 pin Bendix (PT02A-10-6P)

Mating Connector (sold separately) PT06A-10-6S(SR)

ORDERING GUIDE

MELT PRESSURE TRANSDUCERS

When ordering, specify: ISI Model, Code #, Stem Length and Flex Length*

Example: ISI 0110-5.0T-6 or 0111-5.0T-6/18

ISI MODEL	PRESSURE RANGE				STEM LENGTH**	FLEX LENGTH**
	PSIG	CODE #	BAR	CODE #		
ISI 0110	0-1,000	1.0 T	0-70	0.70 CB	6 = 6 in.	18 in.
	0-1,500	1.5 T	0-100	1.0 CB		
	0-3,000	3.0 T	0-200	2.0 CB		
ISI 0111	0-5,000	5.0 T	0-350	3.5 CB	12 =12.5 in.	24 in.
	0-7,500	7.5 T	0-500	5.0 CB		
	0-10,000	10.0 T	0-700	7.0 CB		
ISI 0112	0-15,000	15.0 T	0-1,000	1.0 MB		30 in.
	0-20,000	20.0 T	0-1,400	1.4 MB		

*(0111 and 0112 version only) **(other lengths available)