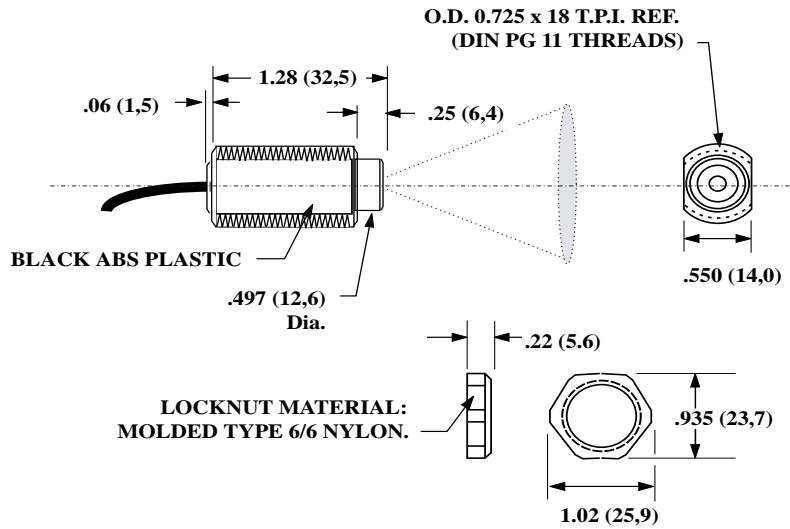


Pre-Calibrated Models

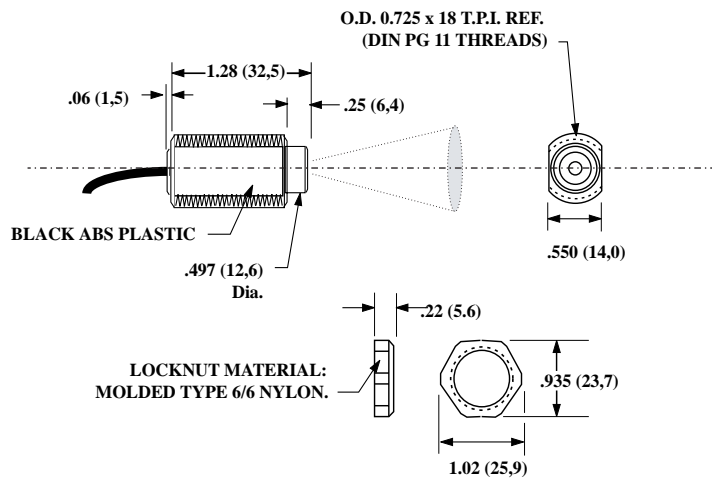
IRt/c.01

1:1 Field-of-View



IRt/c.03

3:1 Field-of-View



	IRt/c.01	IRt/c.03
Sensing Range	-50 to 550°F (-45 to 290°C)	
Ambient Temperature Range	0 to 160°F (-18 to 70°C)	
Optimum Range Selections	Eight models per t/c type (see Temperature Selection Guide)	
Field-of-View	1:1 (60°) approximately	3:1 (17°) approximately
Minimum Spot Size	0.3" (8 mm)	0.25" (6 mm)
Spectral Response	6.5 to 14 μ	
Output Impedance	3 Kohms approx.	4 to 8 Kohms approx.
Cable	Thermocouple extension grade, PVC jacket, unshielded	
Dimensions	1.28"x .71" Dia. (32.5 x 20 mm)	
Weight	1.4 oz (40 g) with cable	
Housing	High strength ABS, hermetically sealed, exceeds NEMA 4,4x; IP65,67, intrinsically safe. Two locknuts supplied.	

Pre-Calibrated Models

IRt/c

1:1 Field-of-View

IRt/c.SV

1:1 Field-of-View
Side View

IRt/c.1X

1:1 Field-of-View

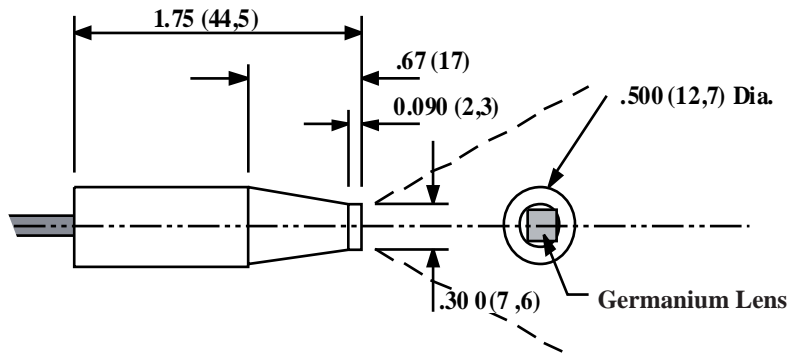
*IRt/c.1X includes ss mounting bracket and locknuts.

	IRt/c	IRt/c.SV	IRt/c.1X
Sensing Range	-50 to 1200°F (-45 to 650°C)		
Ambient Temperature Range	0 to 212°F (-18 to 100°C)		
Optimum Range Selections	Eight models per t/c type (see Temperature Selection Guide)		
Field-of-View	1:1 (60°) approximately		
Minimum Spot Size	0.3" (8 mm)		
Spectral Response	6.5 to 14 μ		
Output Impedance	3 Kohms approx		
Cable	Twisted shielded pair of base thermocouple material (J,K,etc.), 3 ft (.9 m) std length, Teflon sheathed, rated to 392°F (200°C) continuous service.		
Dimensions	1.75" x 0.50" Dia. (44 x 12.7 mm)	2.27" x 0.50" Dia. (57.8 x 12.7 mm)	1.43" x 0.50" Dia. (36 x 12.7 mm)
Weight	1.4 oz (40 g) with cable		
Housing	Stainless steel, hermetically sealed, exceeds NEMA 4,4x; IP65,67, intrinsically safe, cable shield grounded to housing and electrically isolated from signal.		

Precalibrated Models

IRt/c.2 G-J-37

Special Performance
Medical Model



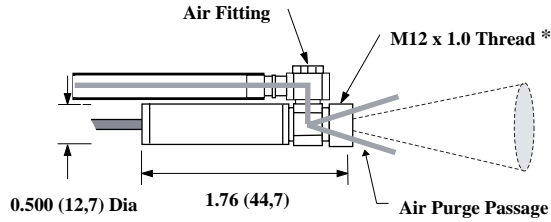
IRt/c Models

	IRt/c.2 G-J-37 (Medical Model)
Sensing Range	Human Body Temperature
Optimum Range Selections	+/- 0.2°C from 35.5 to 39.4°C +/- 0.3°C from 25 to 40°C
Field-of-View	1:1 (60°) approximately
Minimum Spot Size	0.16" (4 mm)
Spectral Response	2 to 20 μ
Output Impedance	10 Kohms approx
Cable	Twisted shielded pair of base thermocouple material (J,K,etc.), 3 ft (.9 m) std length, Teflon sheathed, rated to 392°F (200°C) continuous service.
Dimensions	1.75" x 0.500" Dia. (44 x 12.7 mm)
Weight	1.4 oz (40 g) with cable
Housing	Stainless steel, hermetically sealed, exceeds NEMA 4,4x; IP65,67, intrinsically safe, cable shield grounded to housing and electrically isolated from signal.
Air Purge	none

Precalibrated Models

IRt/c.3X

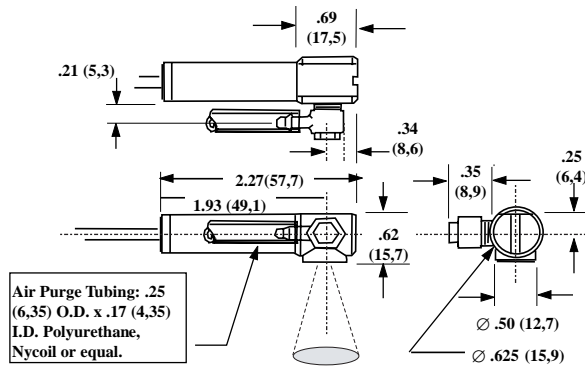
3:1 Field-of-View
Built-in Air Purge



*IRt/c.3X includes ss mounting bracket and locknuts.

IRt/c.3SV

3:1 Field-of-View
Built-in Air Purge

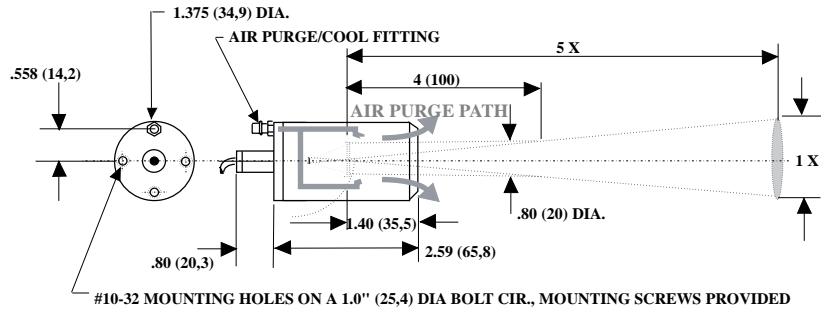


	IRt/c.3X	IRt/c.3SV
Sensing Range	-50 to 1200°F (-45 to 650°C)	
Optimum Range Selections	Eight models per t/c type (see Temperature Selection Guide)	
Field-of-View	3:1 (17°) approximately	
Minimum Spot Size	0.25" (6 mm)	0.2" (5 mm)
Spectral Response	6.5 to 14 μ (2 to 20 μ with IRt/c.3XG germanium lens)	6.5 to 14 μ
Output Impedance	4 to 8 Kohms approx	
Cable	Twisted shielded pair of base thermocouple material (J,K, etc.), 3 ft (.9 m) std length, Teflon sheathed, rated to 392°F (200°C) continuous service.	
Dimensions	1.76" x 0.50" Dia. (44.7 x 12.7 mm)	2.27" x 0.500" Dia. (57.8 x 12.7 mm)
Weight	1.4 oz. (40 g) with cable	1.6 oz (44 g) with cable
Housing	Stainless steel, hermetically sealed, exceeds NEMA 4,4x; IP65,67, cable shield grounded to housing and electrically isolated from signal.	
Air Purge	Built-in; designed for severe paint or ink environment; 3' (0.9 m) of tubing provided.	

Precalibrated Models

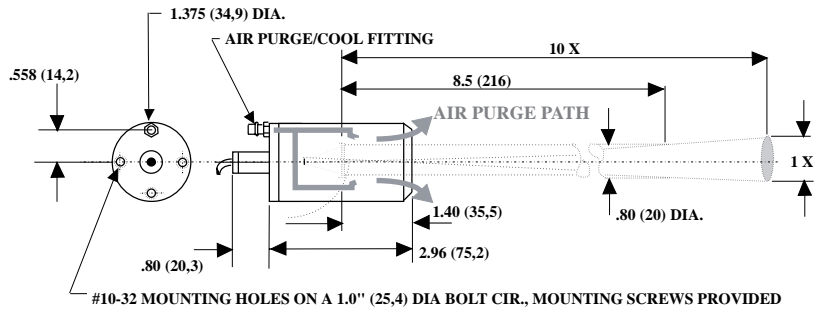
IRt/c.5

5:1 Field-of-View, Built-in Air Purge



IRt/c.10

10:1 Field-of-View, Built-in Air Purge



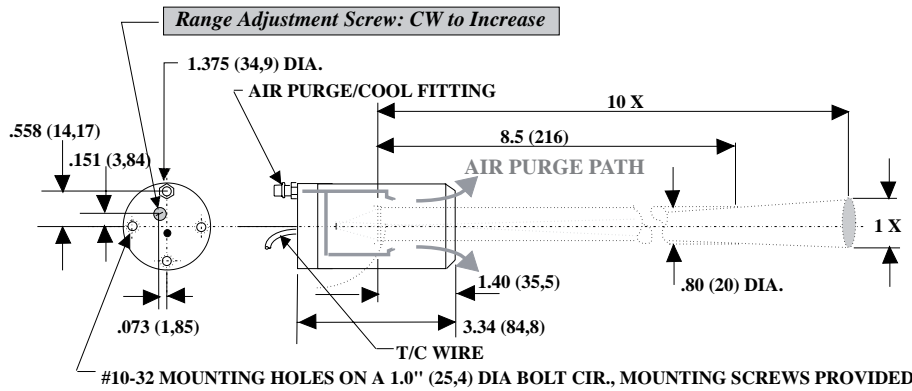
IRt/c Models

	IRt/c.5	IRt/c.10
Sensing Range	-50 to 1200°F (-45 to 650°C)	
Optimum Range Selections	Eight models per t/c type (see Temperature Selection Guide)	
Field-of-View	5:1 (11°) approximately	10:1 (6°) approximately
Minimum Spot Size	0.8" (20 mm)	
Spectral Response	6.5 to 14 μ	
Output Impedance	4 to 8 Kohms approx	
Cable	Twisted shielded pair of base thermocouple material (J,K,etc.), 3 ft (.9 m) std length, Teflon sheathed, rated to 392°F (200°C) continuous service.	
Dimensions	3.4" x 1.375" Dia. (86 x 35 mm)	3.76" x 1.375" Dia. (96 x 35 mm)
Weight	6.5 oz (184 g) with cable	
Housing	Stainless steel, hermetically sealed, exceeds NEMA 4,4x; IP65,67, intrinsically safe, cable shield grounded to housing and electrically isolated from signal.	
Air Purge	Built-in; cooling capacity to 400°F (200°C) ambient; 3' (0.9 m) polyurethane tubing provided	

Adjustable Models

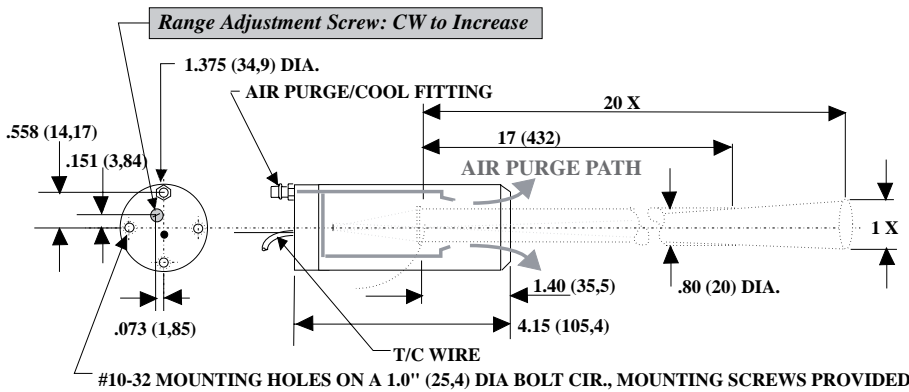
IRt/c.10A

10:1 Field-of-View



IRt/c.20A

20:1 Field-of-View

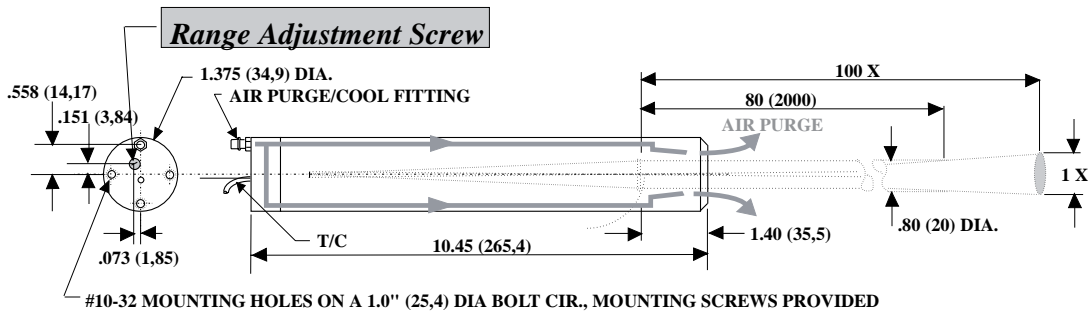


	IRt/c.10A		IRt/c.20A	
Target Surface Type	Hi E (non-metal)	Lo E (metal)	Hi E (non-metal)	Lo E (metal)
Sensing Range	-50 to 2500°F (-45 to 1370°C)	500 to 2500°F (260 to 1370°C)	500 to 3000°F (260 to 1650°C)	1000 to 3500°F (540 to 1930°C)
Optimum Range Selections	One model each J, K: adjustable over entire sensing range, output tables available			
Minimum Spot Size at dist. (with supplied apertures)	No Aperture: 0.8" (20 mm) at <7" (180 mm) ½" Aperture: 0.5" (13 mm) at <3.5" (90 mm) ¼" Aperture: 0.25" (6 mm) at <1" (25 mm)		No Aperture: 0.8" (20 mm) at <16" (400 mm) ½" Aperture: 0.5" (13 mm) at <9" (230 mm) ¼" Aperture: 0.25" (6 mm) at <3.5" (90 mm)	
Field-of-View at > min. spot	10:1 (6°) approximately		20:1 (3°) approximately	
Spectral Response	2 to 20 μ	0.1 to 5 μ	2 to 20 μ	0.1 to 5 μ
Output Impedance	6 to 13 Kohms approx	9 to 18 Kohms approx	6 to 13 Kohms approx	9 to 18 Kohms approx
Cable	Twisted shielded pair of base thermocouple material (J,K,etc.), 3 ft (.9 m) std length, Teflon sheathed, rated to 392°F (200°C) continuous service.			
Dimensions	3.34" x 1.375" Dia. (85 x 35 mm)		4.15" x 1.375" Dia. (105 x 35 mm)	
Weight	8.0 oz (230 g) with cable		8.7 oz (248 g) with cable	
Housing	Stainless steel, hermetically sealed, exceeds NEMA 4,4x; IP65,67, intrinsically safe, cable shield grounded to housing and electrically isolated from signal.			
Air Purge	Built-in; cooling capacity to 400°F (200°C) ambient; 3' (0.9 m) polyurethane tubing provided			

Adjustable Models

IRt/c.100A

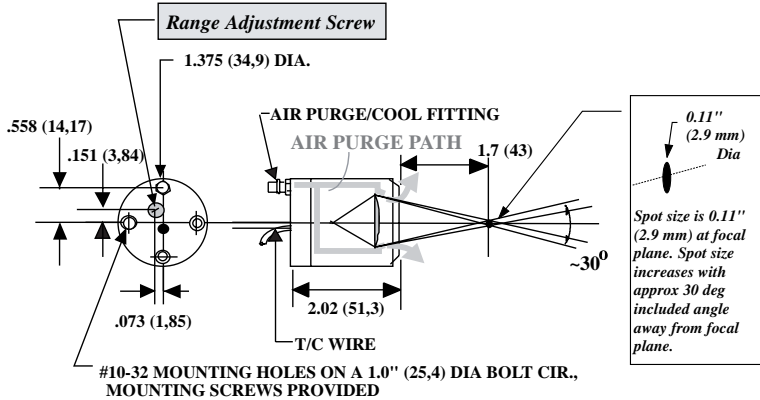
100:1 Field-of-View



	IRt/c.100A	
Target Surface Type	Hi E (non-metal)	Lo E (metal)
Sensing Range	1000 to 5000°F (540 to 2760°C)	1500 to 5000°F (820 to 2760°C)
Optimum Range Selections	One model each R,S: adjustable over entire sensing range, output tables available	
Minimum Spot Size	At distance, with supplied apertures: No Aperture: 0.8" (20 mm) at <80" (2000 mm) ½" Aperture: 0.5" (13 mm) at <50" (1270 mm) ¼" Aperture: 0.25" (6 mm) at <25" (635 mm)	
Field-of-View	At > min. spot: 100:1 (0.6°) approximately	
Spectral Response	2 to 20 μ	0.1 to 5 μ
Output Impedance	6 to 13 Kohms approx	9 to 18 Kohms approx
Cable	Twisted shielded pair of base thermocouple material (R,S,etc.), 3 ft (.9 m) std length, Teflon sheathed, rated to 392°F (200°C) continuous service.	
Dimensions	10.5" x 1.375" Dia. (265 x 35 mm)	
Weight	20 oz (570 g) with cable	
Housing	Stainless steel, hermetically sealed, exceeds NEMA 4,4x; IP65,67, intrinsically safe, cable shield grounded to housing and electrically isolated from signal.	
Air Purge	Built-in; cooling capacity to 400°F (200°C) ambient; 3' (0.9 m) polyurethane tubing provided	

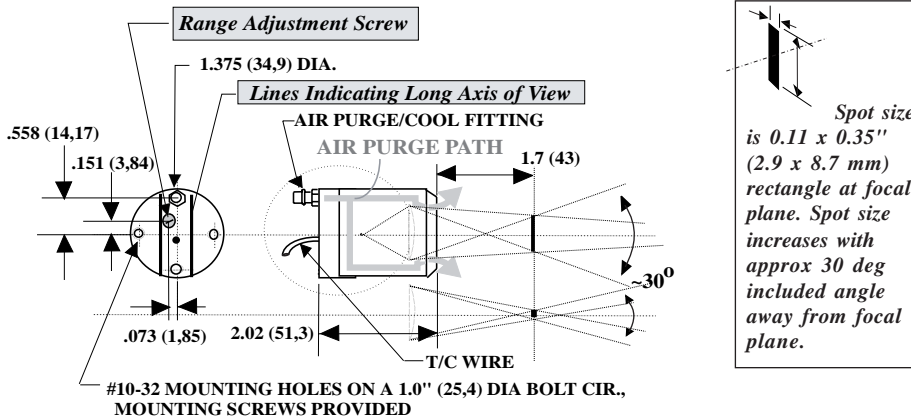
IRt/c.2ACF

Close Focus, 0.11" (2.9 mm) Spot



IRt/c.2/15ACF

Close Focus
"Slot Spot"

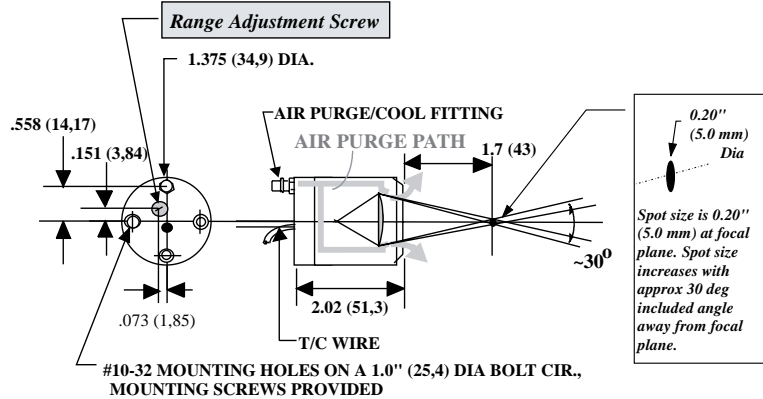


Target Surface Type	IRt/c.2ACF		IRt/c.2/15ACF	
	Hi E (non-metal)	Lo E (metal)	Hi E (non-metal)	Lo E (metal)
Sensing Range	500 to 2500°F (260 to 1370°C)	1000 to 2500°F (540 to 1370°C)	0 to 2500°F (-18 to 1370°C)	500 to 2500°F (260 to 1370°C)
Optimum Range Selections	One model each J, K: adjustable over entire sensing range, output tables available			
Minimum Spot Size	At focus: 0.11" (2.9 mm) at 1.7" (43 mm) from sensor		0.11 x 0.35" (2.9 x 8.7 mm) at 1.7" (43 mm) from sensor	
Field-of-View	Non-focus: 30° approximately		30° approximately	
Spectral Response	2 to 20 μ	0.1 to 5 μ	2 to 20 μ	0.1 to 5 μ
Output Impedance	4 to 8 Kohms (varies by model)		10 Kohms approx	
Cable	Twisted shielded pair of base thermocouple material (J,K,etc.), 3 ft (.9 m) std length, Teflon sheathed, rated to 392°F (200°C) continuous service.			
Dimensions	2.02" x 1.375" Dia. (51.3 x 35 mm)		2.02" x 1.375" Dia. (51.3 x 35 mm)	
Weight	6.8 oz (192 g) with cable		6.8 oz (192 g) with cable	
Housing	Stainless steel, hermetically sealed, exceeds NEMA 4,4x; IP65,67, intrinsically safe, cable shield grounded to housing and electrically isolated from signal.			
Air Purge	Built-in; cooling capacity to 400°F (200°C) ambient; 3' (0.9 m) polyurethane tubing provided			

Adjustable Models

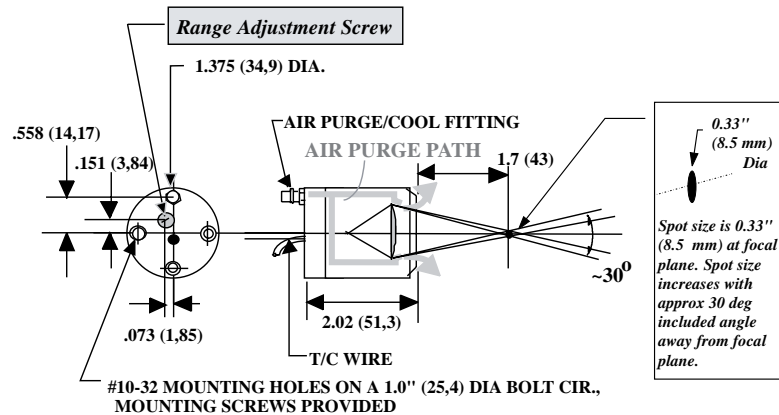
IRt/c.4ACF

Close Focus
0.20" (5.0 mm) Spot



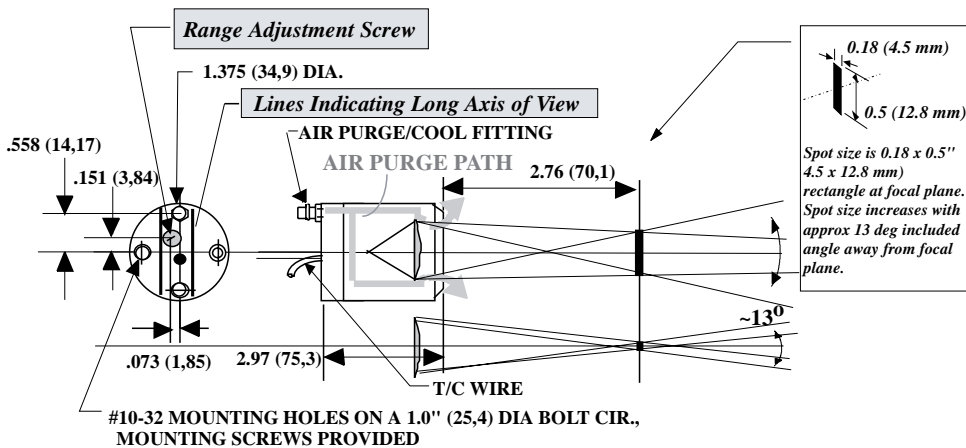
IRt/c.8ACF

Close Focus
0.33" (8.5 mm) Spot



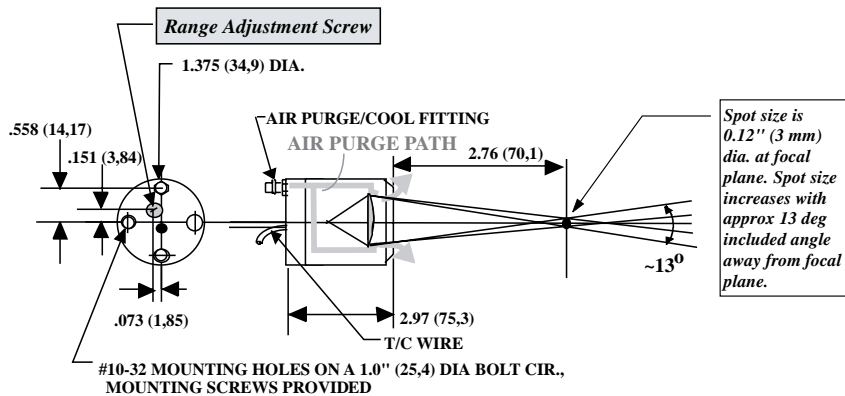
	IRt/c.4ACF		IRt/c.8ACF
Target Surface Type	Hi E (non-metal)	Lo E (metal)	Lo E (metal)
Sensing Range	0 to 2500°F (-18 to 1370°C)	600 to 2500°F (320 to 1370°C)	300 to 2500°F (150 to 1370°C)
Optimum Range Selections	One model each J, K: adjustable over entire sensing range, output tables available		
Minimum Spot Size at Focus	0.20" (5.0 mm) at 1.7" (43 mm) from sensor		0.33" (8.5 mm) at 1.7" (43 mm) from sensor
Field-of-View (non-focus)	30° approximately		30° approximately
Spectral Response	2 to 20 μ	0.1 to 5 μ	0.1 to 5 μ
Output Impedance	4 to 8 Kohms (varies by model)		10 Kohms approx
Cable	Twisted shielded pair of base thermocouple material (J,K,etc.), 3 ft (.9 m) std length, Teflon sheathed, rated to 392°F (200°C) continuous service.		
Dimensions	2.02" x 1.375" Dia. (51.3 x 35 mm)		
Weight	6.8 oz (192 g) with cable		
Housing	Stainless steel, hermetically sealed, exceeds NEMA 4,4x; IP65,67, intrinsically safe, cable shield grounded to housing and electrically isolated from signal.		
Air Purge	Built-in; cooling capacity to 400°F (200°C) ambient; 3' (0.9 m) polyurethane tubing provided		

Adjustable Models



IRt/c.2/18AMF

Medium Focus
"Slot Spot"



IRt/c.3AMF

Medium Focus
0.12" (3 mm) Spot

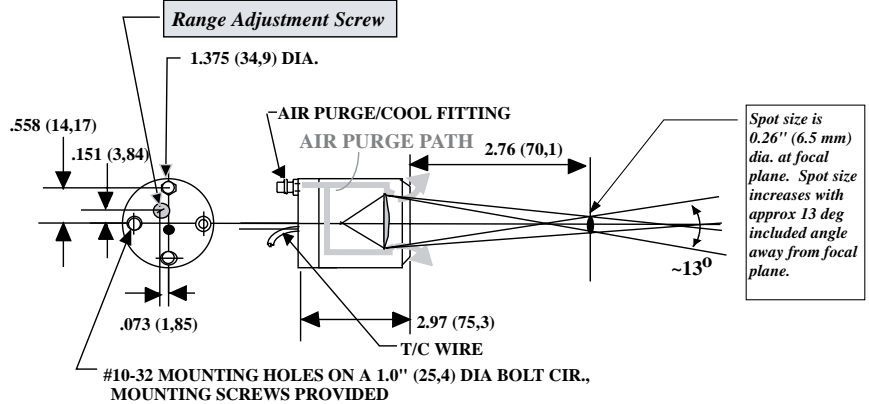


	IRt/c.2/18AMF		IRt/c.3AMF	
Target Surface Type	Hi E (non-metal)	Lo E (metal)	Hi E (non-metal)	Lo E (metal)
Sensing Range	0 to 2500°F (-18 to 1370°C)	600 to 2500°F (320 to 1370°C)	500 to 2500°F (260 to 1370°C)	1100 to 2500°F (590 to 1370°C)
Optimum Range Selections	One model each J, K; adjustable over entire sensing range, output tables available			
Minimum Spot Size at Focus	0.18 x 0.5" (4.5 x 12.8 mm) at 3" (76 mm) from sensor		0.15" (3.7 mm) at 3" (76 mm) from sensor	
Field-of-View (non-focus)	13° approximately			
Spectral Response	2 to 20 μ	0.1 to 5 μ	2 to 20 μ	0.1 to 5 μ
Output Impedance	10 Kohms approx			
Cable	Twisted shielded pair of base thermocouple material (J,K,etc.), 3 ft (.9 m) std length, Teflon sheathed, rated to 392°F (200°C) continuous service.			
Dimensions	2.97" x 1.375" Dia. (75.3 x 35 mm)			
Weight	6.8 oz (192 g) with cable			
Housing	Stainless steel, hermetically sealed, exceeds NEMA 4,4x; IP65,67, intrinsically safe, cable shield grounded to housing and electrically isolated from signal.			
Air Purge	Built-in; cooling capacity to 400°F (200°C) ambient; 3' (0.9 m) polyurethane tubing provided			

Adjustable Models

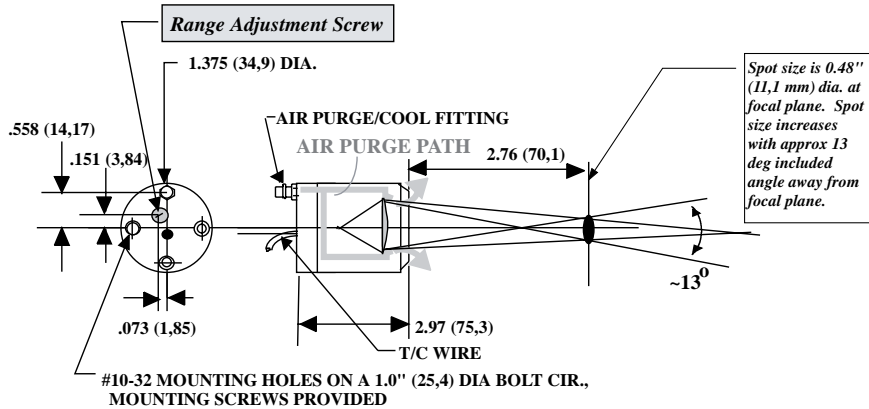
IRt/c.6AMF

Medium Focus
0.26" (6.5 mm) Spot



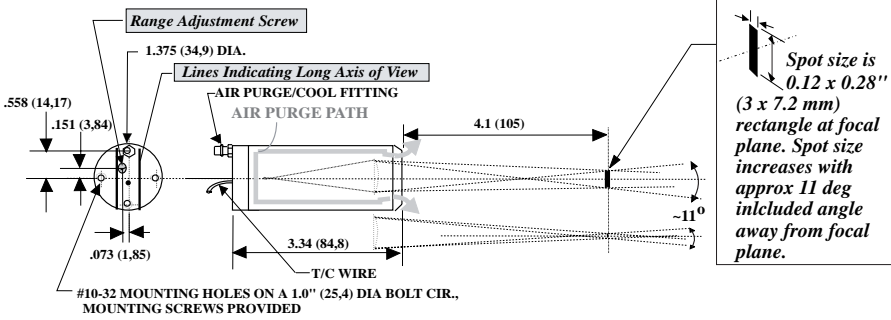
IRt/c.12AMF

Medium Focus
0.48" (11.1 mm) Spot



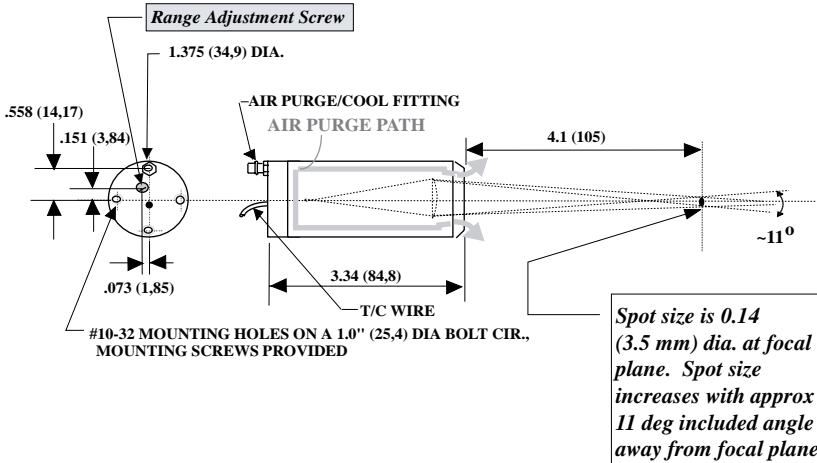
	IRt/c.6AMF		IRt/c.12AMF
Target Surface Type	Hi E (non-metal)	Lo E (metal)	Lo E (metal)
Sensing Range	0 to 2500°F (-18 to 1370°C)	700 to 2500°F (370 to 1370°C)	400 to 2500°F 200 to 1370°C)
Optimum Range Selections	One model each J, K; adjustable over entire sensing range, output tables available		
Minimum Spot Size at Focus	0.26" (6.5 mm) at 3" (76 mm) from sensor		0.48" (11.1 mm) at 3" (76 mm) from sensor
Field-of-View (non-focus)	13° approximately		
Spectral Response	2 to 20 μ	0.1 to 5 μ	0.1 to 5 μ
Output Impedance	10 Kohms approx		
Cable	Twisted shielded pair of base thermocouple material (J,K,etc.), 3 ft (.9 m) std length, Teflon sheathed, rated to 392°F (200°C) continuous service.		
Dimensions	2.97" x 1.375" Dia. (75.3 x 35 mm)		
Weight	6.8 oz (192 g) with cable		
Housing	Stainless steel, hermetically sealed, exceeds NEMA 4,4x; IP65,67, intrinsically safe, cable shield grounded to housing and electrically isolated from signal.		
Air Purge	Built-in; cooling capacity to 400°F (200°C) ambient; 3' (0.9 m) polyurethane tubing provided		

Adjustable Models



IRt/c.2/15ALF

Long Focus
"Slot Spot"



IRt/c.4ALF

Long Focus
0.14" (3.5 mm) Spot

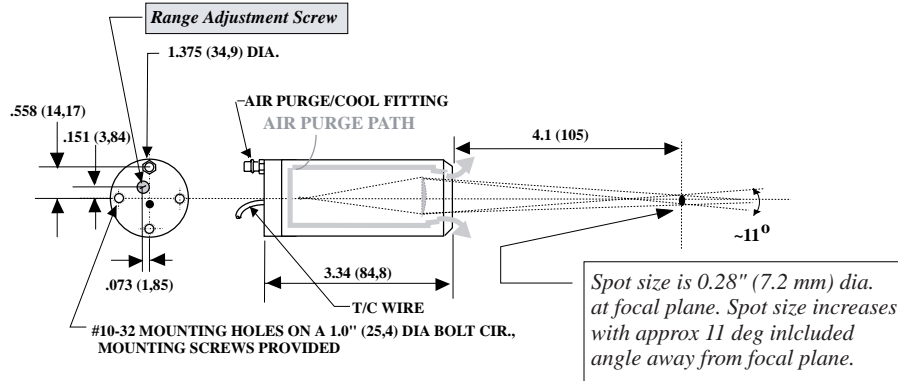


	IRt/c.2/15ALF		IRt/c.4ALF	
Target Surface Type	Hi E (non-metal)	Lo E (metal)	Hi E (non-metal)	Lo E (metal)
Sensing Range	700 to 3000°F (370 to 1650°C)	1200 to 3500°F (650 to 1930°C)	700 to 3000°F (370 to 1650°C)	1200 to 3500°F (700 to 1930°C)
Optimum Range Selections	One model each J, K: adjustable over entire sensing range, output tables available			
Minimum Spot Size at Focus	0.12 x 0.28" (3 x 7.2 mm) at 4.1" (105 mm) from sensor		0.14" (3.5 mm) at 4.1" (105 mm) from sensor	
Field-of-View (non-focus)	11° approximately			
Spectral Response	2 to 20 μ	0.1 to 5 μ	2 to 20 μ	0.1 to 5 μ
Output Impedance	10 Kohms approx			
Cable	Twisted shielded pair of base thermocouple material (J,K,etc.), 3 ft (.9 m) std length, Teflon sheathed, rated to 392°F (200°C) continuous service.			
Dimensions	3.34" x 1.375" Dia. (84.8 x 35 mm)			
Weight	8.7 oz (248 g) with cable			
Housing	Stainless steel, hermetically sealed, exceeds NEMA 4,4x; IP65,67, intrinsically safe, cable shield grounded to housing and electrically isolated from signal.			
Air Purge	Built-in; cooling capacity to 400°F (200°C) ambient; 3' (0.9 m) polyurethane tubing provided			

Adjustable Models

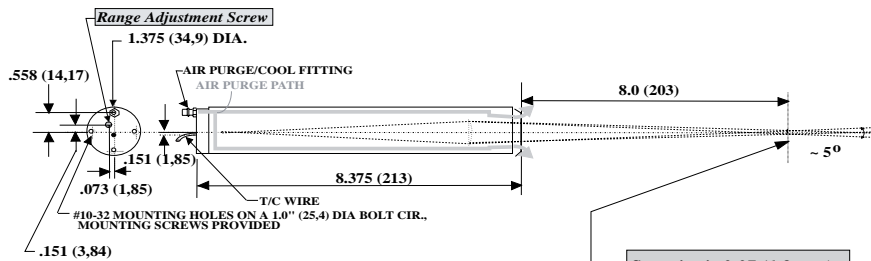
IRt/c.7ALF

Long Focus
0.3" (7 mm) Spot



IRt/c.7ALF		
Target Surface Type	Hi E (non-metal)	Lo E (metal)
Sensing Range	300 to 3000°F (150 to 1650°C)	900 to 3500°F (480 to 1930°C)
Optimum Range Selections	One model each J, K: adjustable over entire sensing range, output tables available	
Minimum Spot Size at Focus	0.28" (7.2 mm) at 4.1" (105 mm) from sensor	
Field-of-View (non-focus)	11° approximately	
Spectral Response	2 to 20 μ	0.1 to 5 μ
Output Impedance	10 Kohms approx	
Cable	Twisted shielded pair of base thermocouple material (J,K,etc.), 3 ft (.9 m) std length, Teflon sheathed rated to 392°F (200°C) continuous service.	
Dimensions	3.34" x 1.375" Dia. (84.8 x 35 mm)	
Weight	8.7 oz (248 g) with cable	
Housing	Stainless steel, hermetically sealed, exceeds NEMA 4,4x; IP65,67, intrinsically safe, cable shield grounded to housing and electrically isolated from signal.	
Air Purge	Built-in; cooling capacity to 400°F (200°C) ambient; 3' (0.9 m) polyurethane tubing provided	

Adjustable Models

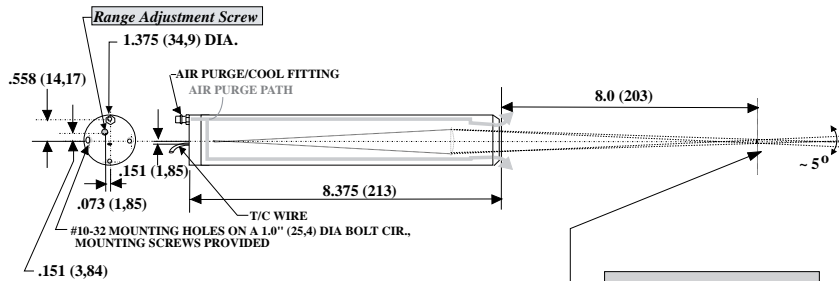


IRt/c.2AXLF

Extra Long Focus
0.07" (1.8 mm) Spot



Spot size is 0.07 (1.8 mm) dia. at focal plane. Spot size increases with approx 5 deg included angle away from focal plane.



IRt/c.4AXLF

Extra Long Focus
0.19" (4.8 mm) Spot



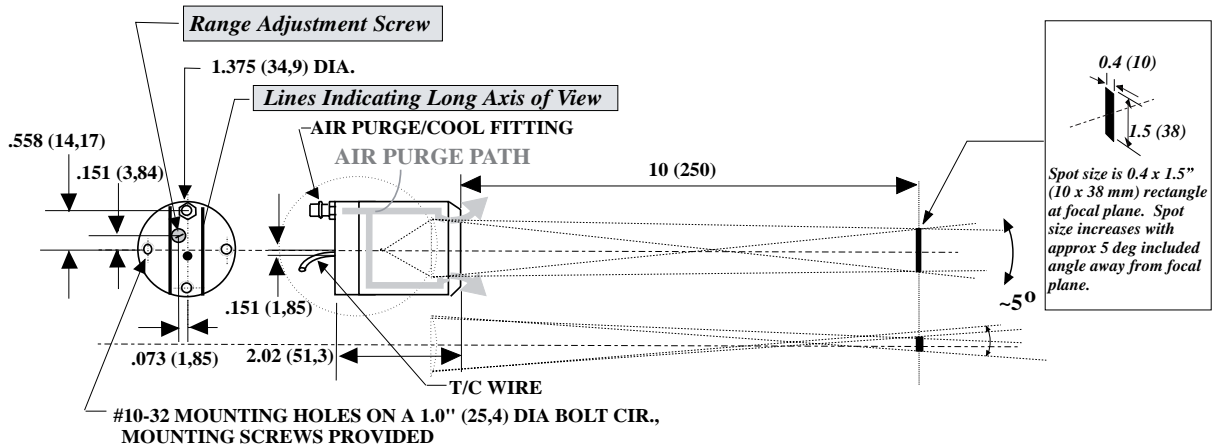
Spot size is 0.14 (3.5 mm) dia. at focal plane. Spot size increases with approx 5 deg included angle away from focal plane.

	IRt/c.2AXLF		IRt/c.4AXLF	
Target Surface Type	Hi E (non-metal)	Lo E (metal)	Hi E (non-metal)	Lo E (metal)
Sensing Range	1100 to 3500°F (590 to 1930°C)	2200 to 3500°F (1200 to 1930°C)	900 to 3500°F (480 to 1930°C)	1700 to 3500°F (930 to 1930°C)
Optimum Range Selections	One model each R, S: adjustable over entire sensing range, output tables available			
Minimum Spot Size at Focus	0.07" (1.8 mm) at 8" (200 mm) from sensor		0.19" (4.8 mm) at 8" (200 mm) from sensor	
Field-of-View (non-focus)	5° approximately			
Spectral Response	2 to 20 μ	0.1 to 5 μ	2 to 20 μ	0.1 to 5 μ
Output Impedance	10 Kohms approx			
Cable	Twisted shielded pair of base thermocouple material (J,K,etc.), 3 ft (.9 m) std length, Teflon sheathed, rated to 392°F (200°C) continuous service.			
Dimensions	8.375" x 1.375" Dia. (213 x 35 mm)			
Weight	20 oz (570 g) with cable			
Housing	Stainless steel, hermetically sealed, exceeds NEMA 4,4x; IP65,67, intrinsically safe, cable shield grounded to housing and electrically isolated from signal.			
Air Purge	Built-in; cooling capacity to 400°F (200°C) ambient; 3' (0.9 m) polyurethane tubing provided			

Adjustable Models

IRt/c.10/38AULF

Long Focus "Slot Spot"
Adjustable Range



IRt/c Models

	IRt/c.10/38AULF
Target Surface Type	Hi E (non-metal)
Sensing Range	0 to 2500°F (-18 to 1370°C)
Linear Range Selections	One model each J, K: adjustable over entire sensing range, output tables available
Minimum Spot Size at Focus	0.4 x 1.5" (10 x 38 mm) at 10" (250 mm) from sensor
Field-of-View (non-focus)	5° approximately
Spectral Response	6.5 to 14 μ (filters reflected radiant heater energy)
Output Impedance	10 Kohms approx
Cable	Twisted shielded pair of thermocouple extension wire, 3 ft. (.9 m) std length. Teflon sheathed rated to 392°F (200°C) continuous service.
Dimensions	2.02" x 1.375" Dia. (51.3 x 35 mm)
Weight	6.8 oz (192 g) with cable
Housing	Stainless steel, hermetically sealed, exceeds NEMA 4,4x; IP65,67, intrinsically safe, cable shield grounded to housing and electrically isolated from signal.
Air Purge	Built-in; cooling capacity to 400°F (200°C) ambient; 3' (0.9 m) polyurethane tubing provided