

Palm grip B25



The palm grip B25 has different equipment options for many requirements. It is compatible with our multi-axis controller or mounted on hydraulic drives. The palm grip has a highly flexible single wire (0,1qmm, 450mm long). The mounting piece for the drive rod can be supplied with a tapped hole 12mm (standard) or 10mm.

Technical data

Operating temperature	-40°C til +60°C
Degree of protection	IP65
Contact complement	1,5A 24V DC 13 (*1 0,1A 24V DC13)



2

	B25L	- 2D	W	K	SE	V21	H13	- X
Basic unit								
B25L	Palm grip left							
B25R	Palm grip right							
Digitale actuating element								
D	Push button KDA21 *1 Colour: red, black, yellow, green, blue, white, orange							
HD	Hall-push button (see page 126)							
W	Rocker switch T-0-T							
W	Rocker switch 0-T							
W	Rocker switch R-0-T							
W	Rocker switch R-0-R							
W	Rocker switch 0-R							
W	Rocker switch R-R							
K	Lever switch							
SR	Sliding switch R-O-R							
ST	Slide switch T-0-T							
SE	Sensor button capacitiv with external control electronics							
S	Sensor button capacitiv without external control electronics (consistent with V85/VV85 and V25 with interface E4xx+E5xx)							
V	Vibration							
Analog actuating element								
S9	Hall-Thumb rocker (see page 105) Output 0,5...2,5...4,5V redundant opposite							
V21	Hall-minijoystick (see page 47) Output 0,5...2,5...4,5V redundant opposite							
PA13	Rotary grip Potentiometer T375 2x5kOhm with direction contact							
H13	Hall-rotary grip Output 0,5...2,5...4,5V redundant opposite							
Special model								
X	Special / customer-specific							

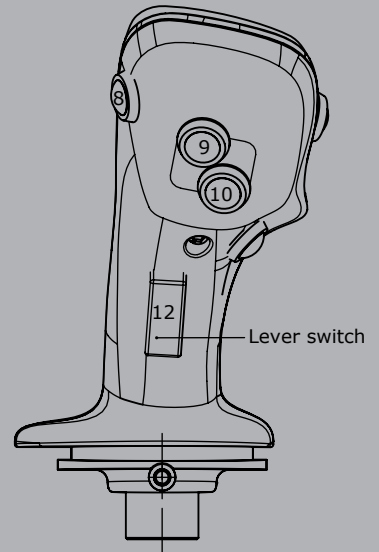
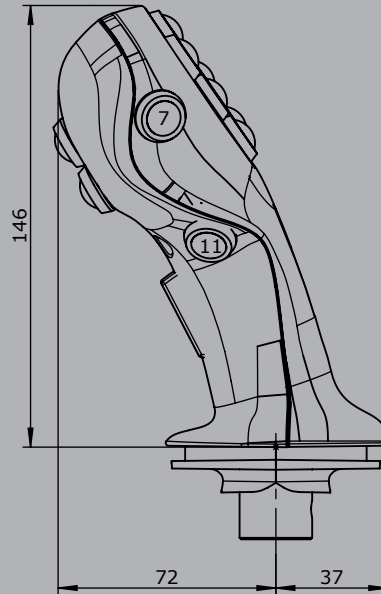
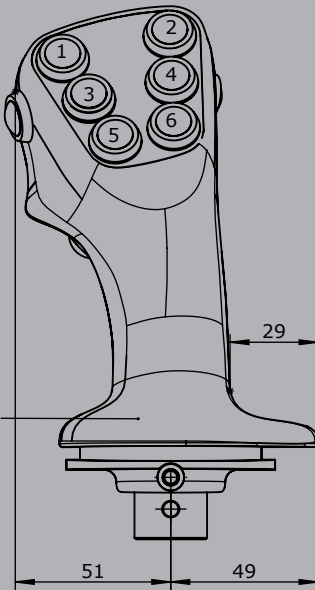
Technical details may vary based on configuration or application! Technical data subject to change without notice!

B25R

Push button installed Pos. 1 - 11
Lever switch installed Pos. 12

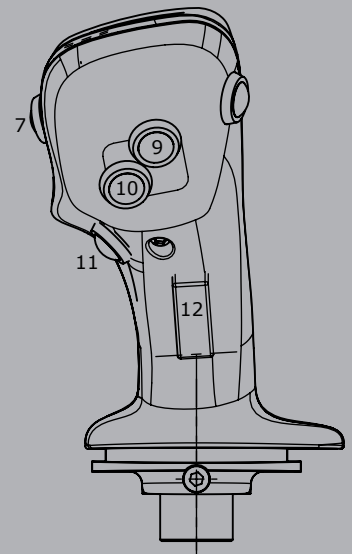
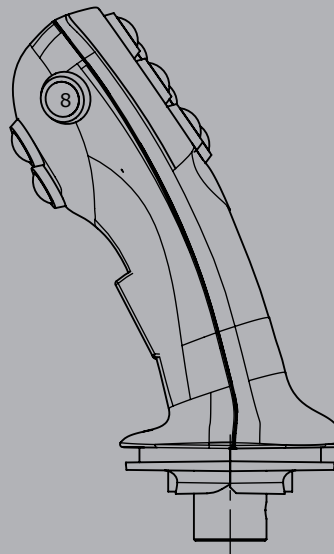
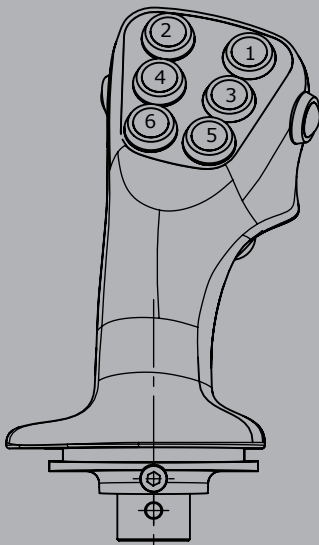
Rocker switch installed Pos. 9+10 possible

Twist grip PA13,H13
Direction 13-14
Actuating by
rotation $\pm 25^\circ$

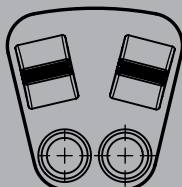


B25L

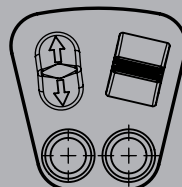
Push button installed Pos. 1 - 11
Lever switch installed Pos. 12



Edition: B25R
installed Pos. 3+1
Rocker switch
installed Pos. 2+4
Rocker switch



Edition: B25R
installed Pos. 3+1
Sliding switch
installed Pos. 2+4
Rocker switch



Edition: B25R
installed Pos. 2+4
Multi-axis controller V21
installed Pos. 5+6
Rocker switch

